
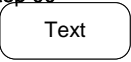












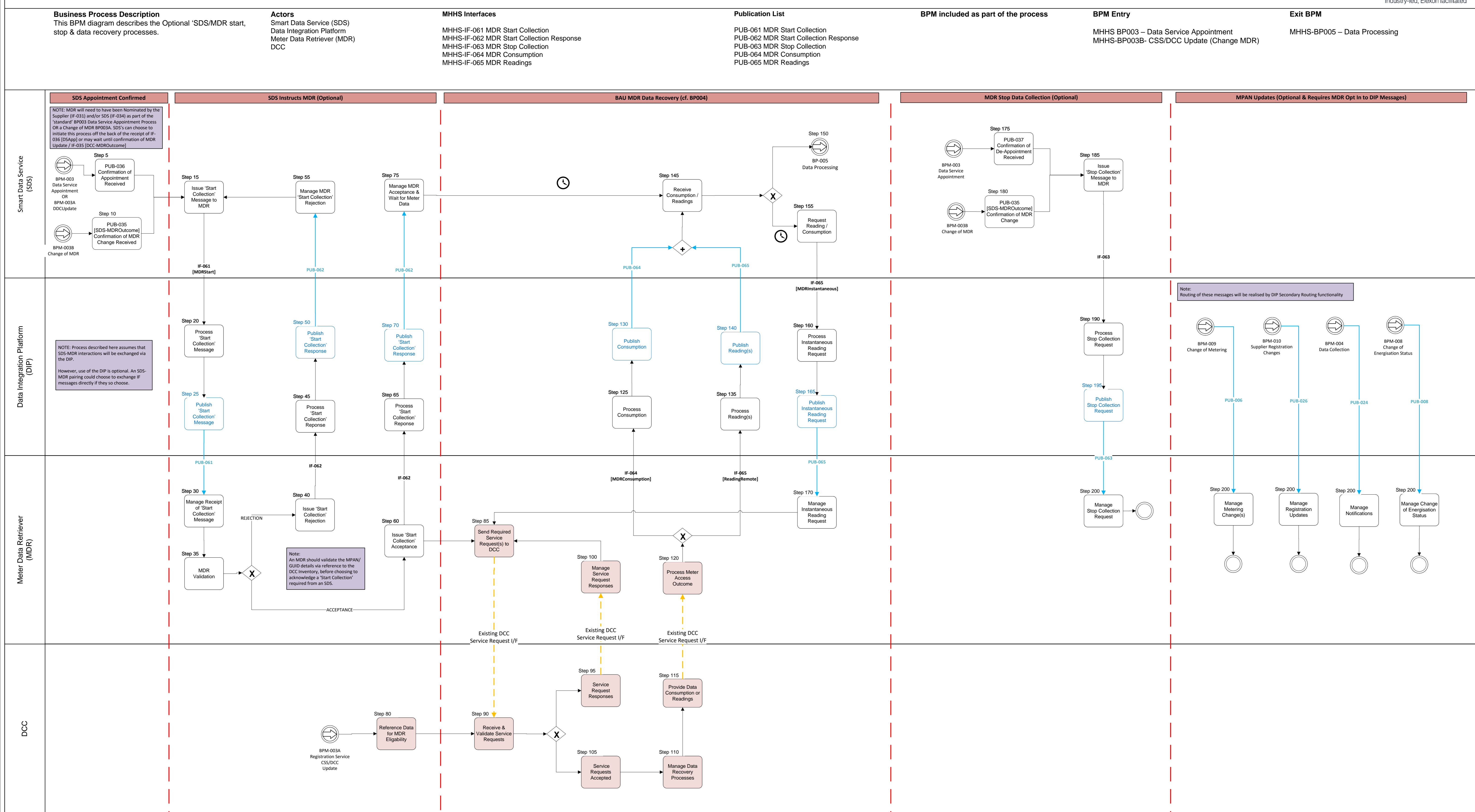
MHHSP – Business Process – Version History
MHHSP-BP017– Optional SDS/MDR Interactions (CR#23)

Version	Description	Author	Date
0.01	First draft based on CR#23	MHHS Programme	04/09/2023
0.02	Issued for Review	MHHS Programme	28/09/23
1.0	Updated with final review comments	MHHS Programme	29/01/24



Item	Description
	Process
Step.00 	Task
	Decision gateway
	Initiate multiple steps
	Collapsed sub-process
	Wait for time period or specific event
	Start BPM
	End BPM
	Sequence flow – Black = Process Step / Blue = DIP Output
	Message flow - Orange = 3 rd Party / Red = TBD

MHSP-BP017- Optional SDS MDR Standard Interactions (CR#23) – v1.0



Note:
As per CR#23 the adoption of these 'Standard Interfaces' is entirely optional.

These standardised flows are intended to offer a common mechanism for exchanging data between an SDS and an MDR - without the need for a 'custom' or 'bespoke' integration arrangement, between them. Each SDS and MDR pairing should agree bilaterally:

- what elements of the standard flow design they wish to utilise (for example, parties may choose to implement the full solution, or to simply use IF-064/IF-065 without the 'appointment/de-appointment' elements, or other variations.
- if messages are to be exchanged via the DIP or via a separately agreed mechanism

For the avoidance of doubt it is for an SDS to ensure it is able to fulfill it's code obligations through the appointment of an MDR - whether using a bespoke integration or the optional standardised messages described in this process.

Note:
Where use of the DIP is employed to exchange messages, both the SDS and the MDR have the option of utilizing the 'Message Status' functionality in order to reject messages, for reason of invalid structure, data content e.g. MPAN invalid or Unknown (referred to as Level 3 / 4 validation).

As with all MHHS Process maps this pathway is not shown on Business Process Maps. However, further information about this functionality is available in the 'MHHS End-to-End Solution Architecture' document, and the standard Level 3/4 message validation response codes are documented in the introduction section of the MHHS Interface Catalogue.

Where it is agreed that DIP based exchange of messages will be used, the MDR will be able to either 'opt-in' or 'opt-out' of receiving MPAN based updates (eg Metering Updates, Consent Changes, etc.).

Note:
Operational Standards

Parties choosing to offer the use of these Standardised messages should also accept that message transmission and response times should mirror the timescales outlined in the MHHS Operational Choreography Document.

Where the method of exchange is to be via the DIP, the MDR will have to 'Register', undertake & complete 'assurance activity', with the DIP Manager. This will involve ensuring ongoing compliance with any DIP Connection Agreement(s), including any associated SLA's, NFR's COCO etc. etc.

Each SDS-MDR pairing will need to register their intent, to utilise the DIP for the exchange of these messages, with the DIP Manager.

Note:
The process map above is a "stylised representation" of the interactions between the MDR and the DCC [peach shaded boxes], for the purposes of collecting data to support MHHS processes and functions. It is not intended to be an exact replication of the DCC connection patterns and interfaces. A list of the principle Service Requests is shown in the box opposite.

For further information on interaction with the DCC please reference the SEC DUIS and other guidance documentation using the links below.

<https://smartenergycodecompany.co.uk/the-smart-energy-code-2/>
<https://smartenergycodecompany.co.uk/glossary/duis-xml-schema/>
<https://smartenergycodecompany.co.uk/download/18822/>
<https://smartenergycodecompany.co.uk/download/2390/>

Note:
Summary of key DCC Service Request ID's required to support MHHS activity:

- 4.2 Read Instantaneous Export Register Values
- 4.6.1 Retrieve Import Daily Read Log
- 4.6.2 Retrieve Export Daily Read Log
- 4.8.1 Read Active Import Profile Data
- 4.8.3 Read Export Profile Data
- 4.17 Retrieve Daily Consumption Log
- 5.1 Create Schedule Wrapper
- 5.2 Confirm Schedule
- 5.3 Delete Schedule